

e-ssential UTP CAT5e 0,5MM PVC BOX 305M

- UTP, FTP, & S-FTP construction
- Complies to latest Cat 5E standards
- Supports Gigabit Ethernet
- Guaranteed performance to 100MHz
- Single foil and braid offers EMC
- In single and shotgun cable construction

Nexans ref.: [N100.561](#)

Description

Application

Category 5e cables are the standard 100MHz offering from Nexans. Manufactured in accordance with TIA 568-B and IEC 61156-5, they are suitable for basic installations. Available in Light Grey PVC or Orange LSZH.

Performance

Nexans Category 5e cables are compliant with the requirements of the TIA 568-B and IEC 61156-5. ACR figures are shown for comparative purposes between different Nexans products. Actual performance is shown overleaf.

Values

Skew (ns/100m)	45
Coupling attenuation at 30 MHz (dB)	45



e-ssential


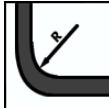
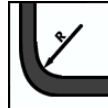



Standards

International ISO/IEC 11801

National TIA/EIA-568-B.2

Contact

LAN Cabling Systems
Tandy House, Felixstowe Road,
Abbey Wood,
SE2 9AA London
United Kingdom
Phone: 0208 557 3456
mike.holmes@nexans.com

					
Operating temperature, range	Minimum dynamic operating bending radius	Minimum static operating bending radius	Ambient installation temperature, range	Electro magnetic interference resistance	Flame retardant
-20 .. 60 °C	20.0 mm	40.0 mm	0 .. 50 °C	No	IEC 60332-1

Made for Andrew Garfield

Nexans ref.: N100.561

Characteristics

Construction characteristics

Type of cable	UTP
Outer sheath	PVC
Colour	Grey
Screen	Unshielded

Dimensional characteristics

Conductor diameter	0.5 mm
Diameter over insulation	0.9 mm
Nominal outer diameter	4.9 mm
Approximate weight	30 kg/km

Electrical characteristics

Characteristic impedance	100 Ohm
--------------------------	---------

Transmission characteristics

Velocity of propagation	68.0 %
Propagation delay, max. 100 MHz	536 ns/100m

Usage characteristics

Category	Cat. 5e
Range	E-ssential
Component function	Cable
Operating temperature, range	-20 .. 60 °C
Minimum dynamic operating bending radius	20.0 mm
Minimum static operating bending radius	40.0 mm
Length	305 m
Fire load	400 MJ/km
Ambient installation temperature, range	0 .. 50 °C
Electro magnetic interference resistance	No
Flame retardant	IEC 60332-1
Packaging	Box

LANmark-5 UTP CAT5E 0,5MM PVC BOX 305M

- Offers headroom to latest Cat 5E standards
- Performance guaranteed to 155MHz
- Supports Gigabit Ethernet
- 20 year warranty

Nexans ref.: [N100.517](#)

Description

Application

Nexans LANmark-5 cable designed to provide additional performance and bandwidth over and above the basic requirements of Category 5e. With modern high speed applications, installation effects can have a serious influence on the initial cable performance and without sufficient headroom problems can arise. The addition of transition points within the link can also lead to additional losses. Nexans LANmark-5 provides the additional headroom necessary to ensure that applications such as Gigabit Ethernet can run efficiently after installation. It is available in Grey PVC or Orange LSZH.



LANmark-5

Performance

Tested and specified to 350MHz and with guaranteed performance to 155MHz, Nexans LANmark-5 cables provide guaranteed additional headroom and bandwidth over and above the requirements of TIA 568-B and IEC 61156-5.

Guarantees



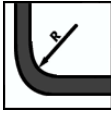
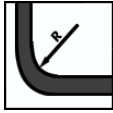

Nexans LANmark-5 cables come with following guarantees:

- 3dB min. headroom over IEC 61156-5 and TIA 568-B Cat 5e NEXT
- Improved ACR
- Superior EMC performance
- 155MHz guaranteed performance
- 15 years product warranty
- When used in a full LANmark system, full LANmark D channel warranty can be obtained.

Standards

International ISO/IEC 11801;
ISO/IEC 61156-5

National TIA/EIA-568-B.2

				
Operating temperature, range -20 .. 60 °C	Ambient installation temperature, range -10 .. 50 °C	Minimum static operating bending radius 20.0 mm	Laying operation bending radius 40.0 mm	Flame retardant IEC 60332-1

Made for Andrew Garfield

Generated 08/06/04

<http://www.nexans.co.uk/e-service>

Page 1 / 3



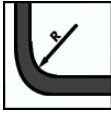
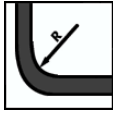

All drawings, designs, specifications, plans and particulars of weights, size and dimensions contained in the technical or commercial documentation of Nexans is indicative only and shall not be binding on Nexans or be treated as constituting a representation on the part of Nexans.

Related Information

Installation: Nexans LANmark-5 cables are designed to be installer friendly. The additional performance headroom provides confidence for difficult installations.

Contact

LAN Cabling Systems
Tandy House, Felixstowe Road,
Abbey Wood,
SE2 9AA London
United Kingdom
Phone: 0208 557 3456
mike.holmes@nexans.com

				
Operating temperature, range -20 .. 60 °C	Ambient installation temperature, range -10 .. 50 °C	Minimum static operating bending radius 20.0 mm	Laying operation bending radius 40.0 mm	Flame retardant IEC 60332-1

Nexans ref.: N100.517

Characteristics

Construction characteristics	
Type of cable	UTP
Outer sheath	PVC
Colour	Grey
Dimensional characteristics	
Conductor diameter	0.51 mm
Diameter over insulation	0.9 mm
Nominal outer diameter	4.9 mm
Approximate weight	30 kg/km
Electrical characteristics	
Characteristic impedance	100 Ohm
Transfer impedance	20
Transmission characteristics	
Coupling attenuation at 30 MHz	45 dB
Skew	45 ns/100m
Velocity of propagation	68.0 %
Propagation delay, max. 100 MHz	536 ns/100m
Usage characteristics	
Category	LANmark-5
Range	LANmark-5
Component function	Cable
Operating temperature, range	-20 .. 60 °C
Ambient installation temperature, range	-10 .. 50 °C
Minimum static operating bending radius	20.0 mm
Laying operation bending radius	40.0 mm
Length	305 m
Fire load	400 MJ/km
Flame retardant	IEC 60332-1
Packaging	Box