

specifications

Horizontal cable managers shall be capable of managing cables on the front and rear of any 19" EIA rack. The manager shall consist of a 1 piece construction that is molded out of plastic. Horizontal managers shall have pass through holes that incorporate integral bend radius control as well as fingers with rounded edges. The manager shall have rigid end fingers that incorporate integral bend radius control. Hinged covers shall allow access to the cable pathway without having to completely remove the cover from the manager.



NETWORK CONNECTIVITY GROUP

SPEC SHEET

NEW!

PATCHLINK™ Horizontal Cable Managers

technical information

Dimensions:	WMPH2E:	HxWxD=3.5x19.0x8.9 in. (88.9x482.6x225.5 mm)
	WMPHF2E:	HxWxD=3.5x19.0x3.7 in. (88.9x482.6x93.7 mm)
	WMP1E:	HxWxD=3.5x19.0x8.9 in. (88.9x482.6x225.5 mm)
	WMPF1E:	HxWxD=3.5x19.0x3.7 in. (88.9x482.6x93.7 mm)
	WMPSE:	HxWxD=1.7x19.0x8.9 in. (44.1x482.6x225.5 mm)
	WMPFSE:	HxWxD=1.7x19.0x3.7 in. (44.1x482.6x93.7 mm)
	WMPLESE:	HxWxD=1.7x19.0x7.9 in. (44.1x482.6x200.1 mm)
	WMPLEFSE:	HxWxD=1.7x19.0x2.7 in. (44.1x482.6x69.1 mm)

Packaging: Cable Managers include hinged cover(s), mounting hardware, wire retainers and rear strain relief clip

key features and benefits

Integral bend radius control	Maintains bend radii as cables transition to and from horizontal and vertical pathways
Dual hinged cover	Opens upward or downward to provide easy access to cables in horizontal pathway without having to completely remove cover
Increased finger spacing	Provides larger area for high performance Category 6 cables
One piece, plastic construction	Provides durability and easy installation
Flexible fingers	Provide for easy installation and organizes cables simplifying moves, adds and changes
Rounded edges on fingers	Protect cables from snags and damage to cable
Cable pass through holes	Provide ease of installation and cable maintenance
Wire retainers	Snap on finger to keep cables in place during moves, adds and changes
Strain relief clips	Minimize stress on cable

applications

PANDUIT® PATCHLINK™ Horizontal Cable Managers provide a neat and efficient way to manage patch cables on any EIA 19" rack. They can be used in multi-media applications to manage copper, fiber optic and coax cables. Flexible fingers organize the patch cords simplifying moves, adds, and changes while the integral bend radius control and "closed" design protects the patch cables in the pathway. All of

these features combine to provide the user with a horizontal cable management solution that simplifies cable routing in a finished, professional appearance. When used with the PANDUIT MINI-COM® patch panels, patch cords, vertical cable managers and racks, the user receives a total system that satisfies functional and aesthetic requirements for telecommunications rooms.

2 Rack Space Manager, Front and Rear

3"x3" front, 19" cover:	WMPH2E
3"x3" front, 17" cover:	WMP1E

2 Rack Space Manager, Front Only

3"x3" front, 19" cover:	WMPHF2E
3"x3" front, 17" cover:	WMPF1E

1 Rack Space Manager, Front and Rear

1.7" H x 3" D front:	WMPSE
1.7" H x 2" D front:	WMPLESE

1 Rack Space Manager, Front Only

1.7" H x 3" D front:	WMPFSE
1.7" H x 2" D front:	WMPLEFSE

Racks

19" EIA standard:	CMR19X84
NETFRAME™ System:	NFR84

Panel Extender Brackets

1 RU:	PEB1
2 RU:	PEB2
22 RU:	PEB22
44 RU:	PEB44

Accessories

Bend radius control clip (2RU):	CMRSRC2
Wire retainer:	WR3E
Rear strain relief clip:	WMSRC2

installer tip

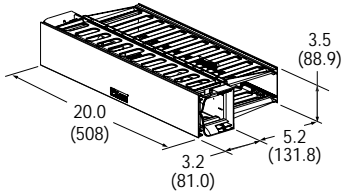
All managers have 17" long front covers except for the WMPH2E and WMPHF2E, which have 19 3/8" long front covers for complete coverage to vertical managers.

Visit our website at: www.panduit.com/ncg

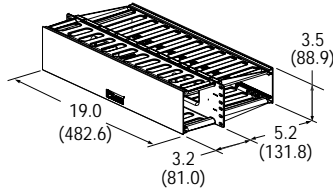
PATCHLINK™ Horizontal Cable Managers

WMPH2E

with CMSRC2 Clips

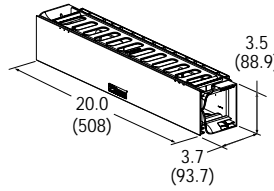


WMP1E

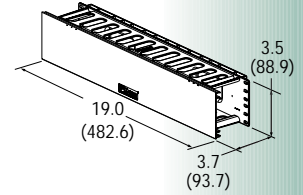


WMPHF2E

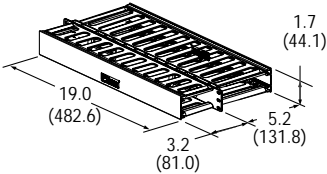
with CMSRC2 Clips



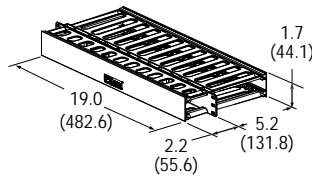
WMPF1E



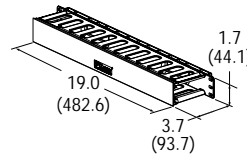
WMPSE



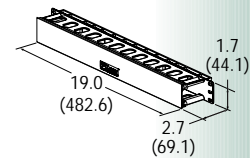
WMPLSE



WMPFSE



WMPLFSE



CABLE CAPACITY CHART

Part Number	UTP Cable .187" Dia.		ScTP or CAT6 Cable .25" Dia.		Fiber 3mm	
	Front	Back	Front	Back	Front	Back
WMP1E	72	72	36	36	72	72
WMPF1E	72	—	36	—	72	—
WMPFSE	36	—	18	—	36	—
WMPH2E	72	72	36	36	72	72
WMPHF2E	72	—	36	—	72	—
WMPLFSE	24	—	12	—	24	—
WMPLSE	24	24	12	12	24	24
WMPSE	36	36	18	18	36	36

NOTE: Based on 40% fill capacity

Dimensions are in inches (Dimensions in parentheses are metric)

For a copy of **PANDUIT** product warranties, log on to www.panduit.com/warranty

For a full line catalog, contact Customer Service and ask for SA-NC10CB01A.



PANDUIT CORP.
Tinley Park, Illinois 60477-3091
Customer Service: 800-777-3300
Technical Support: 866-405-6654
Email: ncginfo@panduit.com
Web: www.panduit.com/ngc

Contact your local authorized **PANDUIT** distributor for pricing. For your local Sales Office call 800-777-3300

PANDUIT CANADA
Markham, Ontario
Phone: 800-777-3300

PANDUIT EUROPE LTD.
London, UK
Phone: 44 208-601-7200

PANDUIT ASIA PACIFIC PTE. LTD.
Republic of Singapore
Phone: (65) 6379 6700

PANDUIT JAPAN
Tokyo, Japan
Phone (81) (3) 3767-7011

PANDUIT LATIN AMERICA
Jalisco, Mexico
Phone: (52) 3 666-2501

PANDUIT AUSTRALIA PTY. LTD.
Victoria, Australia
Phone: (61) 3-9794 9020